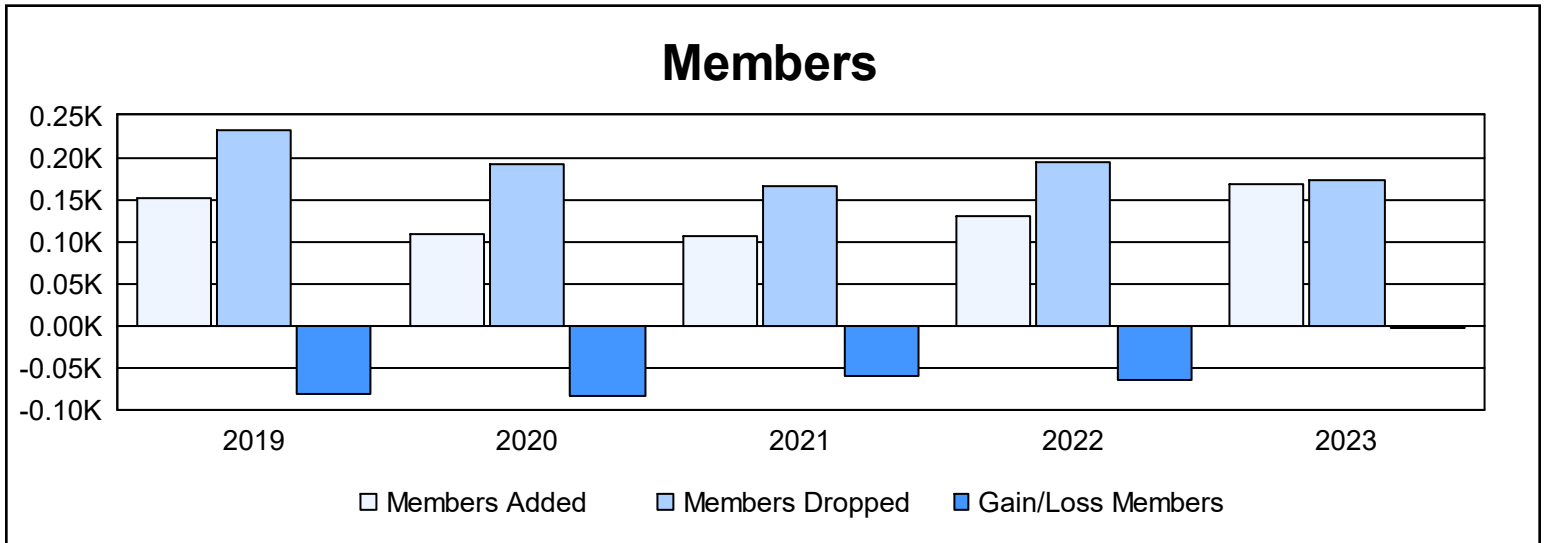
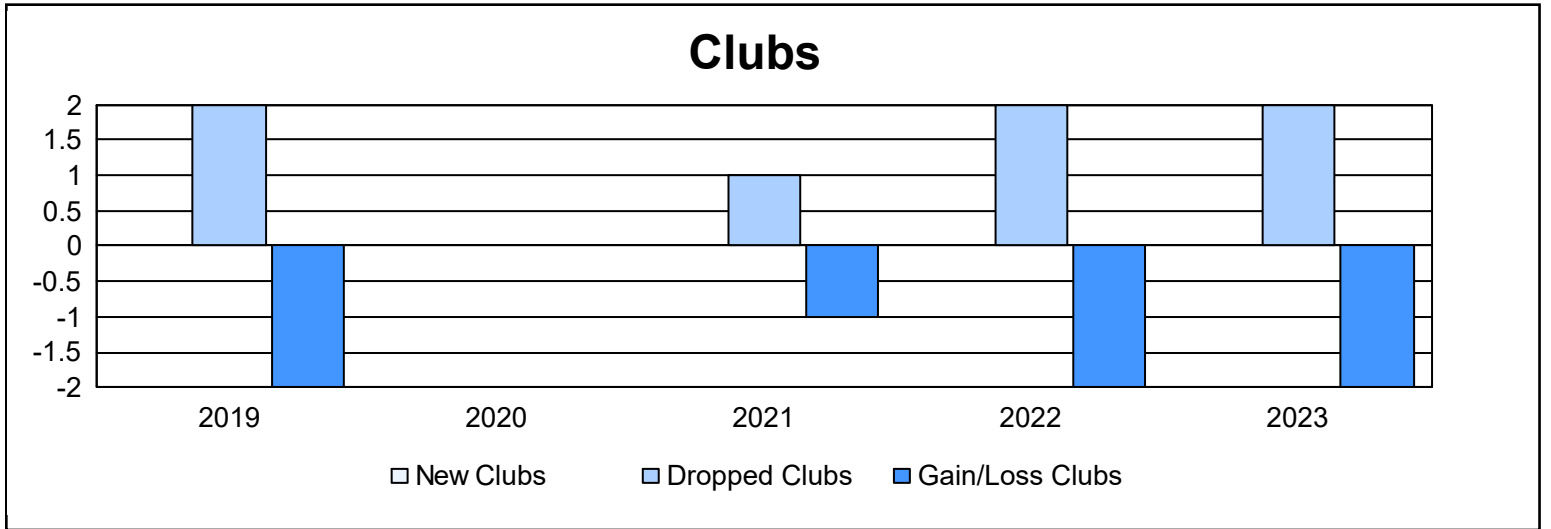
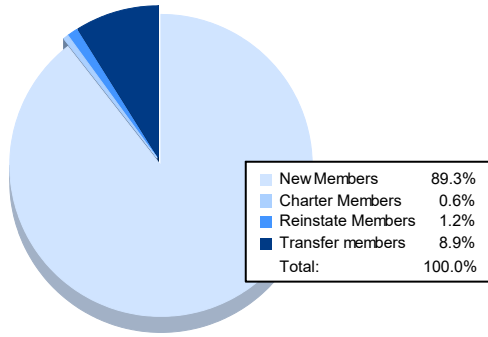


| Year | New Clubs | Dropped Clubs | Gain/ Loss Clubs | New Members | Charter Members | Reinstate Members | Transfer Members | Total Member Added | Total Members Dropped | Gain/ Loss Members |
|----------------|-----------|---------------|------------------|-------------|-----------------|-------------------|------------------|--------------------|-----------------------|--------------------|
| 2018-2019 | 0 | 2 | -2 | 123 | 3 | 6 | 19 | 151 | 232 | -81 |
| 2019-2020 | 0 | 0 | 0 | 85 | 1 | 3 | 19 | 108 | 191 | -83 |
| 2020-2021 | 0 | 1 | -1 | 87 | 1 | 8 | 11 | 107 | 166 | -59 |
| 2021-2022 | 0 | 2 | -2 | 101 | 1 | 7 | 20 | 129 | 193 | -64 |
| 2022-2023 | 0 | 2 | -2 | 151 | 1 | 2 | 15 | 169 | 173 | -4 |
| Average | 0 | 1 | -1 | 109 | 1 | 5 | 17 | 133 | 191 | -58 |



Membership Composition June 2023 Cumulative



Gender Composition June 2023 Cumulative

